

SOCIAL PRO REVOLUTION MASTER LEADERSHIP TRAINING

Leaders Produce Leaders!

IMPORTANT! Internet business, programs and social sites are consistently changing here on the web, therefore, I'm always updating these training notes and... I highly recommend that you work from these notes while you're online at our Social Pro Revolution site so that you're sure to be viewing the most updated notes.

If... for some reason you really need to download this eBook to your computer, click on the 'download' icon located at the upper left side of this document, then click "save file" then click 'browse' to find the location you want to save it at.

Module 2: Notes/Resources:

Important Note:

It's absolutely crucial that you FULLY understand the Social Media Launch Formula 3.0 Social Presence Training to its ENTIRETY. This will allow you to pass our TOP QUALITY Training legacy on to your students, the future generations of social media marketers who will continue to respect you as a leader and join you in any of your future sales offers! Please take the time to go thru it as many times as it takes to understand it as well as we do and you'll get the same results.

LET'S GET STARTED...

Why Getting Setup Properly is So Darn Important For YOUR Business...

We all know that leaders produce leaders and all of our TOP 2% Income earning leaders have something in common that makes them very efficient in making the most money possible in the shortest amount of time possible ,,,, above and beyond just applying the powerful leverage of network marketing.

YOU MUST realize... that behind the scenes of every successful leaders business, there's an unparallel arsenal of high quality and reliable tools at their fingertips.

After All, You Must Have The Right Tools For The Right Job...

The most important thing we are going to **do right this minute** is to get you setup with your own personal arsenal of primary tools that you can depend on to run your business efficiently and most importantly, tools that will remain dependable in the future. Let's take a look at web browsers...

**** Internet Browsing... Internet Explorer, Google Chrome, or Firefox?**

First of all, I've been in the trenches of using many internet browsers that I could not depend on and it's cost me a lot of time and money in building my business, so I highly recommend that you use Mozilla's "**Firefox**" browser for virtually everything when working on the web...

Why Firefox?

I've learned the hard way that any company who specializes in any one specific tool will always be more efficient and reliable because they devote ALL of their attention and focus to making that tool the leader in every way possible for example:

Microsoft's Internet Explorer Browser should have been laid to rest many years ago when Microsoft started putting their hands in too many other business ventures. Not enough focus on improving their browser with the changing times has made the Internet Explorer Browser worse than it ever has been with slow loading issues, bugs and incompatibility issues. These are issues that are simply NOT ACCEPTABLE for running a profitable business efficiently. YOUR business has to be reliable so why shouldn't your tools be also? Right?

The Google Chrome Web Browser is owned by Google. If you take a look at Google, you'll notice that Google also has their hands in virtually everything on the web; multiple social sites, search engines, YouTube, email services, etc.

They started out pretty strong but now the Google Chrome browser is losing ground because of the many bugs and other needed fixes that they are not addressing, simply because they DO NOT focus all their attention on their browser only. Think about it this way... how can a company have a successful tool for you to use if they neglect maintaining it or updating it to be reliable in the future?

Mozilla's Firefox Browser has a whole different story behind it, which is why it has now become the MOST RELIABLE internet browser on the web. The Mozilla team specializes in ONLY ONE priority, their web browser and... supplying internet users with the most efficient worry-free browser on the web for both now, and in the future to use for your business. They also focus heavily on consistent performance and reliability quality. They DO NOT have their hands in too many other business ventures that take away their focus on Firefox so they will continue to be the most reliable in our industry.

I don't deny the fact, that it can be a very uncomfortable change in learning how to use a new browser but, I highly recommend that you download Mozilla's Firefox browser and learn how to use it NOW, instead of finding out later that your browser is not doing the job when your business is running at full speed, not to mention that you'll have less time to learn how to use it then.

The only instant where I would recommend you keep your current browser, If you're not using Firefox, would be if Firefox will NOT operate on your computer...

**** You can download Firefox for Windows here at: <http://www.mozilla.org/windows>**

**** You can download Firefox for Mac here at: <http://www.mozilla.org/mac>**

**** Designating Your Internet Browser Home Search Page...**

There are many web search engine based companies on the web; Google, Bing, Yahoo etc., all in which you can designate as your primary home search page.

Keep in mind that you need to be getting consistent search results that are up to date and I've found that sticking with the top leading search engine companies that continue to lead the internet into the future will always give you the best results and Google is the number one leader as of the date of this training.

With the above being said, I recommend setting Google search as your home search page as I've showed you in this training video.

If you're forced to use the Google Chrome or Internet Explorer Search Browsers, you can usually set your homepage up using the same method as Firefox.

**** Installing "Download Helper" To Download Videos For Your Social Postings Using The Mozilla Firefox Browser...**

In your Firefox browser, click on '**Tools**', then '**Add-ons**' and a separate Firefox window will open up...

...In the new Firefox window, click on "**Extensions**" and type in "**Download Helper**" in the 'Search all Add-ons' box located at the top right side of the window, then just install it.

Note: You will probably have to RESTART Firefox for the "Download Helper" Add-on to activate. Again, if you're forced to use the Google Chrome or Internet Explorer Search Browsers, you can do a little research using Google to find and test some video downloader extensions.

If you have problems with using the "Download Helper" Add-on, try using the "1-Click YouTube Video Add-on at: <https://addons.mozilla.org/1-click-youtube-video>

**** Keeping Your Computer Fast And Efficient Is The Key To Running And Successful Business...**

To keep your computer running efficiently you MUST keep it clean of unwanted files and malicious adware that often comes with downloading tool bars in which I DO NOT recommend using.

You should also run a spyware scan daily. Below are the **Do's** and **Don'ts** you should follow to keep your computer running fast and efficient. I've also included a **step-by-step daily routine** that you can follow each and every night after working to assure you're ready to go for your next day of work...

DON'TS...

1. DO NOT download toolbars for your browser, as they usually put malicious adware on your computer and... they're known to SLOW down your computer drastically.

When downloading any programs from the web, MAKE SURE that you're using a download site that is Adware free or has an Adware free section to use. Make absolutely SURE to take the time to **READ** the 'instruction boxes' while completing the Installation process.

We've found that many people just start clicking away WITHOUT reading first!

2. DO NOT download any type of free online "Registry" cleaners as they will eventually conflict with your computer's ability to keep your registry clean and organized.

3. DO NOT work on ANY tasks while you're performing the step-by-step (Do's) routine below.

DO'S – Step-By-Step Daily Routine

For Windows Users Only...

(Some of The Below May Apply To Mac Users Also)

If you're running a Windows based computer, go to: <http://support.microsoft.com/fixit/> and run some of their 'fix it' tools before continuing below...

1ST – CLEAR The browser history and **cookies** from within your computer control panel.

2nd – PERFORM A disk cleanup to your primary hard-drive (usually named 'C')

3rd – Run 'Spybot Search & Destroy' scan on your computer to assure you have not picked up any spyware during the course of your days work. **Note:** Make sure to have Spybot check for updates before running the scan.

Download Free Spybot Search & Destroy here at: <http://www.safer-networking.org>

4th – Run 'Malwarebytes' scan on your computer. **Again;** Make sure to have Malwarebytes to check for updates before running the scan. (Run once weekly)

Download Free Malwarebytes here at: <http://www.malwarebytes.org/>

5th – If you'd like to download and use the Microsoft Security Essentials virus scanner, make sure to first uninstall any other virus scan programs from your computer first.

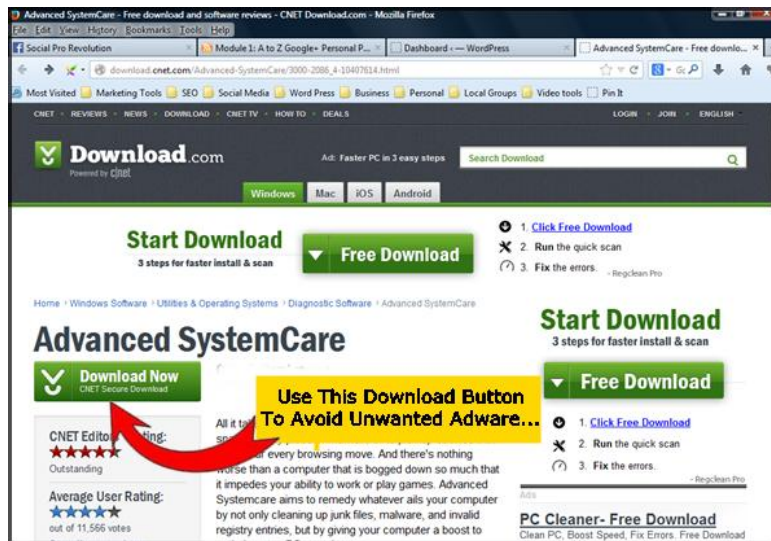
You can download the Microsoft Security Essentials virus scanner here at: <http://www.downloadinfo.co/microsoft-security-essentials> (no need to run this program manually as it will run on its own automatically anytime your computer is on).

6th - MAKE SURE that your computers 'disc defragmenter' is scheduled to run **ONCE PER WEEK** on a day where you are not working on other tasks. **Note:** If you computer is not running (shut-off), your disk defragmenter can't run automatically.

Here's Some Great Additional Computer Maintenance Programs You May Want:

1. Advanced System Care – All it takes is a single visit to a compromised Web site to snare a nasty piece of malware or to pick up cookies that track your every browsing move. And there's nothing worse than a computer that is bogged down so much that it impedes your ability to work or play games. Advanced SystemCare aims to remedy whatever ails your computer by not only cleaning up junk files, malware, and invalid registry entries, but by giving your computer a boost to optimize your PC experience. <http://download.cnet.com/Advanced-SystemCare>

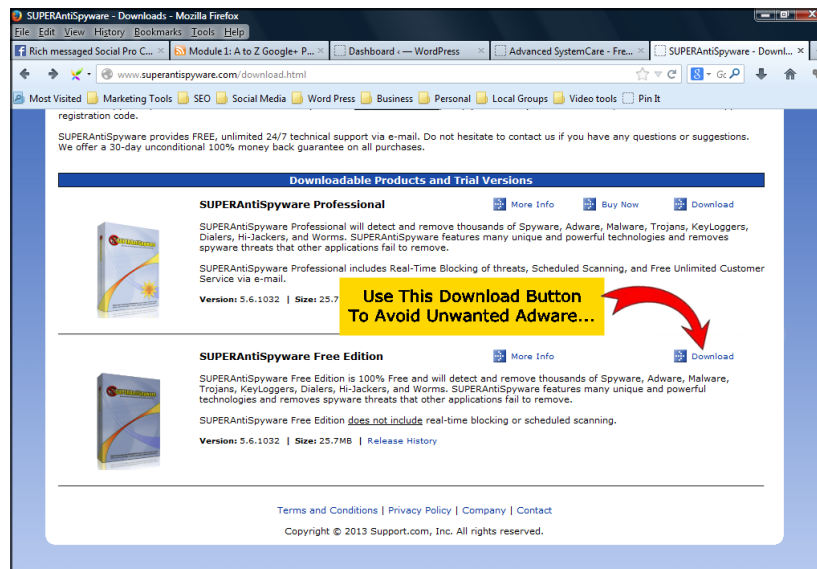
Avoid Unwanted Adware; Use ONLY The Download Button Shown In The Photo Below:



2. Super Anti Spyware – SUPERAntiSpyware Free Edition is 100% Free and will detect and remove thousands of Spyware, Adware, Malware, Trojans, KeyLoggers, Dialers, Hi-Jackers, and Worms. SUPERAntiSpyware features many unique and powerful technologies and removes spyware threats that other applications fail to remove.

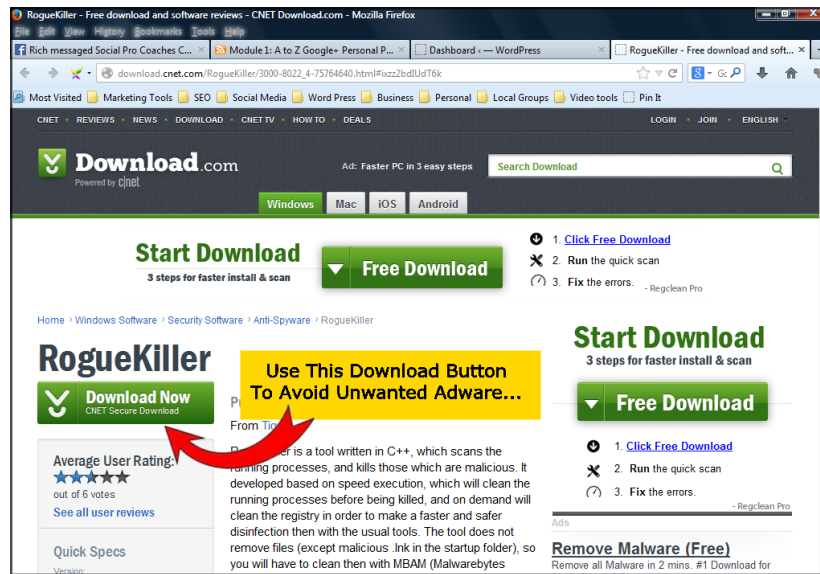
<http://www.superantispyware.com/download.html>

Avoid Unwanted Adware; Use ONLY The Download Button Shown In The Photo Below:



3. Rogue Killer -RogueKiller is a tool written in C++, which scans the running processes, and kills those which are malicious. It developed based on speed execution, which will clean the running processes before being killed, and on demand will clean the registry in order to make a faster and safer disinfection then with the usual tools. <http://download.cnet.com/RogueKiller>

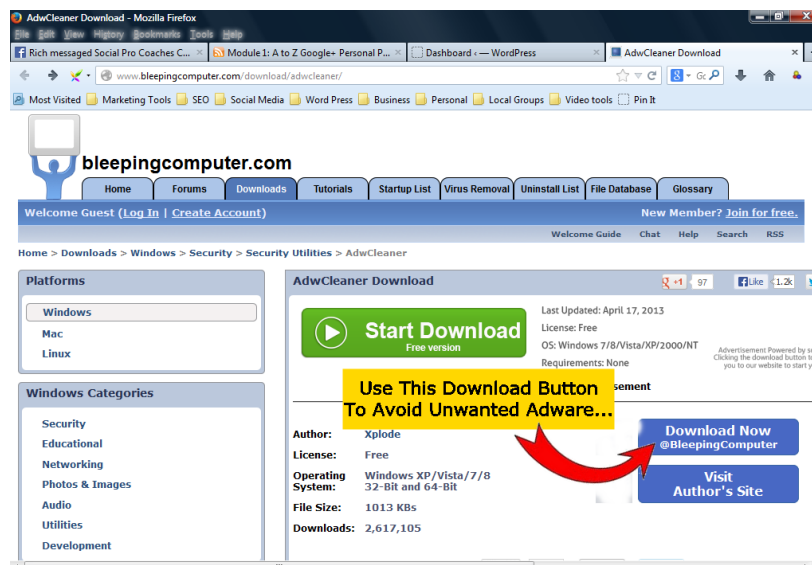
Avoid Unwanted Adware; Use ONLY The Download Button Shown In The Photo Below:



4. Adwcleaner – AdwCleaner is a program that searches for and deletes Adware, Toolbars, Potentially Unwanted Programs (PUP), and browser Hijackers from your computer. By using AdwCleaner you can easily remove many of these types of programs for a better user experience on your computer and while browsing the web.

<http://www.bleepingcomputer.com/download/adwcleaner/>

Avoid Unwanted Adware; Use ONLY The Download Button Shown In The Photo Below:



Now Let's Move On To The Next Step...

Now that you have a clear understanding of what it actually takes to maintain a healthy and efficient running computer and... you now know the most effective tools needed to run your business, let's take a look at the Social Pro Revolution Marketing System Overview Photo again and complete the first step in getting your "how to use Skype" video setup within your Facebook Fan (biz) page to send your prospects to.

Note: This step will require your prospects to "like" your page before viewing your Skype video on how to send you a Skype contact request and schedule their first personal coaching call with you.

This will allow you to capture a new lead "like" to your Facebook Fan (Biz) page list each and every time you send one of your prospects to schedule their one-on-one personal coaching.



**** Necessary Steps In Getting Your "How To Use" Skype Coaching Video Setup - That Will Enable Your Prospects To "Like" Your Facebook Business Page And Send You A Skype Contact Request To Schedule Their First Jump-Start Training Qualification Interview Call...**

STEP ONE: Click On or Copy The following link then paste it into your browser:

https://www.facebook.com/dialog/pagetab?app_id=154767541394389&next=http://apps.facebook.com/skypetutorial .

STEP TWO: Choose which Facebook business page you want to add a new page Iframe tab to and click on the "add page tab" button. On the next page, type in your Facebook business page URL into your browser URL bar and go to your business page.

STEP THREE: Click on your new page Iframe tab. (if you have more than 4 tabs, you'll have to expose all of them to see it).

STEP FOUR: Make sure your new Iframe page tab is "**un-liked**" so that you're able to view your like-gate page to make sure it's setup right (Your like-gate requires your prospects to "like" your page in order to watch your Skype coaching video).

STEP FIVE: Click on the "like" button to view the appearance of your Skype coaching video Iframe page and also... make sure your video will play correctly.

Now It's Time To Setup your Facebook Business page Iframe tab photo – [Click here](#) to go get your customized tab photo or use this link: <http://socialprorevolution.com/tabphoto> (just right click on the picture and save it to your desktop), then go log into Facebook as your business page user.

Replace your new Iframe default tab photo with the customized tab photo you just saved to your desktop and name change the name of it from "Welcome" to "FREE COACHING!" (All capital letters).

Make sure that your tab is showing within the first four tabs on your page so that your page visitor sees it without having to open all of your tabs to see it.

Congratulations! Now you're ready to start collecting new "likes" when your prospects go to learn how to arrange their first Skype interview coach call with you.



Dave D. Williamson

Website: SocialProRevolution.com

If you need help with this training, please contact your personal one-on-one coach in our Facebook Group at:

SocialProRevolutionGroup.com